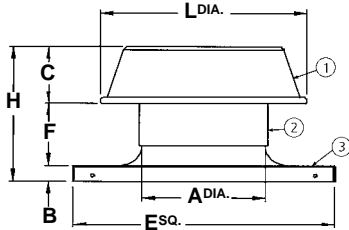
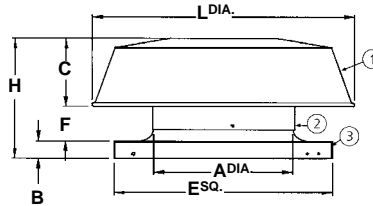


Weather Cap - Intake Or Exhaust

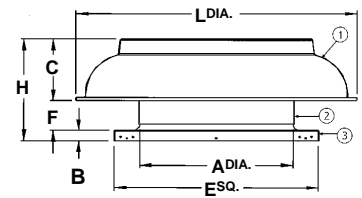
WCC06 - WCC10



WCC12 - WCC20 & 42



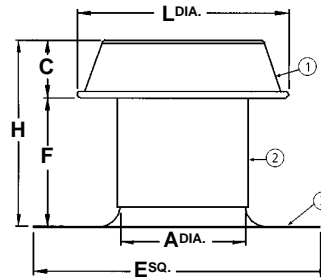
WCC24 - WCC36 & 48



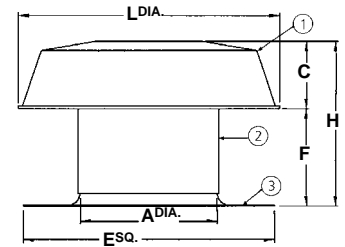
Legend

1. Spun Aluminum Weather Cap
2. Airshaft (built-in birdscreen)
3. Mounting Base

WCF06 - WCF10



WCF12 - WCF20



Dimensional Data

Model	A (Throat) DIA	B	C	E SQ	F	H	L DIA	*Damper SQ
WCF06	7	N/A	3 1/2	16 7/8	8	11 1/2	12	NA
WCF08	9	N/A	5 1/2	21 1/4	8	13 1/2	18 1/2	NA
WCF10	11	N/A	5 1/2	21 1/4	10	15 1/2	21	NA
WCF12	13	N/A	7	24	10	17	25	NA
WCF14	15	N/A	7	28	10	17	28	NA
WCF16	17	N/A	10	28	12	22	30	NA
WCF18	19	N/A	10	32	12	22	32	NA
WCF20	21	N/A	10 1/2	32	12	22 1/2	37	NA
WCC06	7	1	3 1/2	15	4	8 1/2	12	8 3/4
WCC08	9	1 1/2	5 1/2	18 1/2	4	11	18 1/2	11 1/4
WCC10	11	1 1/2	5 1/2	18 1/2	4	11	21	11 1/4
WCC12	13	2	7	20 1/2	4	13	25	15 3/4
WCC14	15	2	7	24 3/4	4	13	28	15 3/4
WCC16	17	2	10	24 3/4	4 1/2	16 1/2	30	15 3/4
WCC18	19	2	10	28 1/2	4 1/2	16 1/2	32	19 3/4
WCC20	21	2	10 1/2	28 1/2	5 1/2	18	37	19 3/4
WCC24	25	2	11	33 1/2	5 1/2	18 1/2	45	24 3/4
WCC30	31	2	11	36 1/2	7	20	52	27 3/4
WCC36	37	2	15	44 1/2	7	24	65	35 1/2
WCC42	43	2	16	52 1/2	7	25	67	43 1/2
WCC48	49	2	16	59	7	25	72	49 1/2

* The recommended clearances for the roof openings for installing the dampers provided is 1/4" (sizes 06-20) or 1/2" (sizes 24-48). Installation of motorized dampers requires 12" high curbs. Installing roof dampers is not recommended for WCF models. WCF roof openings normally match throat diameters. If round duct is used for either the WCF or WCC units, actuated round dampers, available from PennBarry, should be specified.

All dimensions in inches.

Material: Aluminum Cap, Airshaft & Base



PENNBARRY™

1401 North Plano Road, Richardson, TX 75081
 Ph: 972.234.3202 Fax: 972.497.0468
 www.PennBarry.com

Submittal Sheet

Weather Cap

Spun Aluminum Roof Mounted for Intake or Exhaust

This drawing illustrates our understanding of order requirements. When approved, it represents details for fabrication, as such, PennBarry will not be responsible for revisions in the field or other changes after release for fabrication. Published and protected by PennBarry, Richardson, TX. All rights reserved. May not be reproduced partially or in full without permission from the publisher. No rights conveyed to manufacture partially or in full, use or sell either the method of construction represented or any invention in any way related thereto.

Form ES-WC
 Revised March 2005